



# NC Medical College & Hospital

Panipat-Rohtak Highway Israna, Panipat- 132107

Hospital Clinical Material for the Month of (Oct. 2017)

Item		Daily Average	
O. P. D. attendance		765	
Casualty attendance		39	
No of admissions		36	
No. of discharges		36	
Bed occupancy (%)		68.25	
<b>Operative Work</b>			
1	Major surgical operations	10	
2	IPD Minor surgical operations	5	
3	OPD Minor Surgical operation	23	
4	Normal deliveries	1	
5	Caesarian sections	0-1	
6	Still Birth	0-1	
<b>Radiological Investigations</b>		<b>OP</b>	<b>IP</b>
1	X-Ray Routine	85	34
2	Ultrasonographys (Outsources)	18	5
3	C. T. Scan (Outsources)	0-1	0-1
4	Special Investigations (ivp, barium etc.)	0-1	1
5	MRI (Outsources)	1	0-1
6	ECG	19	15
<b>Laboratory Investigations</b>		<b>OP</b>	<b>IP</b>
1	Biochemistry	320	246
2	Microbiology (Bacteriology + Parasitology)	31	10
3	Serology	45	54
5	Haematology	342	271
6	Histopathology	1	3
7	Cytopathology	6	1
8	Others:- (Clinical Pathology)	63	26

DR KANWARJIT SINGH  
 Medical Superintendent  
 NC Medical College & Hospital  
 Israna, Panipat - 132107  
 021111117



# NC Medical College & Hospital

## Panipat-Rohtak Highway Israna, Panipat- 132107

All Specialties Outdoor for the Month of (Oct. 2017)

कर्मण्ये बहुधा भुक्तिः

S.No.	Department	New	Avg. per day	Old	Avg. per day	Total	Avg. per day
1	General Medicine	2121	92	1185	52	3306	144
2	Paediatrics	1015	44	342	15	1357	59
3	T.B & Chest	354	15	187	8	541	24
4	Dermatology	860	37	511	22	1371	60
5	Psychiatry	369	16	209	9	578	25
6	General Surgery	2310	100	860	37	3170	138
7	Obstetrics & Gynaecology	1363	59	512	22	1875	82
8	Orthopedics	1263	55	636	28	1899	83
9	E. N. T.	1007	44	513	22	1520	66
10	Dental	207	9	44	2	251	11
11	Ophthalmology	1067	46	669	29	1736	75
<b>Total</b>		<b>11936</b>	<b>519</b>	<b>5668</b>	<b>246</b>	<b>17604</b>	<b>765</b>
12	Casualty	1203	39	0	0	1203	39



कर्णज बुद्धिबुद्धि हि

**NC Medical College & Hospital**  
**Panipat-Rohtak Highway Israna, Panipat- 132107**

**All Specialties Beds Occupancy Statistic for the Month of (Oct. 2017)**


Sr.No	Department	Available Beds	Bed Count Days	Occupied Beds (Average per day)	Bed Occupancy (%)
1	General Medicine	72	2232	1542	69.09
2	Paediatrics	24	744	582	78.23
3	T.B & Chest	8	248	158	63.71
4	Dermatology	8	248	155	62.50
5	Psychiatry	8	248	156	62.90
6	General Surgery	90	2790	1880	67.38
7	Obstetric	25	775	533	68.77
8	Gynecology	15	465	324	69.68
9	Orthopedics	30	930	608	65.38
10	E.N.T	10	310	196	63.23
11	Ophthalmology	10	310	213	68.71
<b>Total</b>		<b>300</b>	<b>9300</b>	<b>6347</b>	<b>68.25</b>



**NC Medical College & Hospital**  
**Panipat-Rohtak Highway Israna, Panipat- 132107**

**All Specialties Admissions & Discharges for the Month of (Oct. 2017)**

Sr.No	Department	Admissions	Avg. per day	Discharges	Avg. per day
1	General Medicine	358	12	355	11
2	Paediatrics	116	4	112	4
3	T.B & Chest	27	1	27	1
4	Dermatology	28	1	28	1
5	Psychiatry	27	1	27	1
6	General Surgery	246	8	246	8
7	Obstetric	91	3	90	3
8	Gynecology	40	1	37	1
9	Orthopedics	91	3	90	3
10	E.N.T	35	1	35	1
11	Ophthalmology	62	2	59	2
<b>Total</b>		<b>1121</b>	<b>36</b>	<b>1106</b>	<b>36</b>




**NC Medical College & Hospital**  
**Panipat-Rohtak Highway Israna, Panipat- 132107**

Operations - (Surgery & Allied + Obstetrics & Gynaecology)

Statistic for the Month of (Oct. 2017)

S.No.	Specialty	Major	Avg. per day	IPD Minor	Avg. per day	OPD Minor	Avg. per day	Total(OPD+IPD) (Minor+Major OT)	Avg. per day
1	General Surgery	98	4	79	3	132	6	309	13
2	Orthopaedics	24	1	21	1	85	4	130	6
3	Ophthalmology	48	2	0	0	79	3	127	6
4	E.N.T	19	1	3	0	93	4	115	5
6	Obstetrics & Gynaecology	34	1	5	0	1	0	40	2
7	Emergency OT	0	1	0	1	139	4	139	6
<b>Total</b>		<b>223</b>	<b>10</b>	<b>108</b>	<b>5</b>	<b>529</b>	<b>23</b>	<b>860</b>	<b>37</b>




कर्मज बुद्धियुक्त हि

**NC Medical College & Hospital**  
**Panipat-Rohtak Highway Israna, Panipat- 132107**

**Radio-Diagnosis (No. of Investigation) for the Month of (Oct. 2017)**

Sr. No.	Department	OPD	Avg. per day	IPD including Casualty	Avg. per day	Total (OPD + IPD including Casualty)	Avg. per day
1	X-Ray Routine	1954	85	1057	34	3011	119
2	Ultrasonographys (Outsource)	423	18	154	5	577	23
3	Special X-Ray	8	0-1	19	1	27	1
4	MRI (Outsource)	22	1	1	0-1	23	1
5	CT Scan (Outsource)	9	0-1	3	0-1	12	1
6	ECG	441	19	469	15	910	34



**NC Medical College & Hospital**  
**Panipat-Rohtak Highway Israna, Panipat- 132107**

**Central Laboratory Statistics (No. of test) for the Month of (Oct. 2017)**

Department		OPD	Avg. per day	IPD including Casualty	Avg. per day	Total (OPD + IPD including Casualty)	Avg. per day
Biochemistry		7361	320	7622	246	14983	566
Pathology	Haematology	7863	342	8414	271	16277	613
	Urine Examination	1448	63	819	26	2267	89
	Cytopathology	127	6	22	1	149	6
	Histopathology	17	1	84	3	101	3
Microbiology	Bacteriology	475	21	213	7	688	28
	Serology	1026	45	1675	54	2701	99
	Parasitology	240	10	85	3	325	13



**NC Medical College & Hospital**  
**Panipat-Rohtak Highway Israna, Panipat- 132107**

Delivery Statistic for the Month of (Oct. 2017)

S. No.	Months	Normal	LSCS	Still Birth	Total	Avg. Per Day
1	October-17	17	14	1	32	1
Total		17	14	1	32	1